


Historic Archaeology

An historic site dates from the time when people kept written records.



LOUISBOURG

The Fortress of Louisbourg is a National Historic Site, located in Cape Breton County. Almost one quarter of the French town and its fortifications have been rebuilt where they stood in the 1700s. Most of the archaeological work was done from 1961 to 1981, but there have been more recent digs on the site.



Quiz:

Using a red-coloured pencil, fill in those pictures showing the sources an archaeologist would use to help locate a historic site.



What is an Artifact?

An artifact is anything made or used by people. Artifacts are important clues discovered by archaeologists. They can tell us where people lived, how long ago they lived there, and what their daily lives were like.

ARTIFACT MATCH-UP:

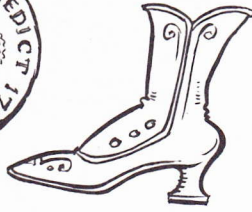
Draw a line between the artifact and the person who would have used it.



arrowhead




coin




lady's boot



walkman



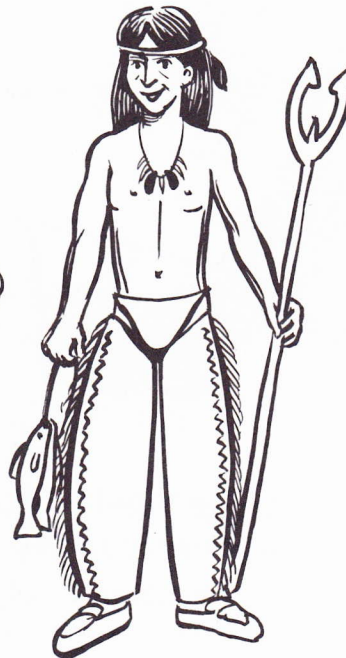
telephone



Nova Scotian woman
early 1900s




Nova Scotian boy
1990s



Mi'kmaq Indian
1500s




Nova Scotian woman
1920s




Louisbourg man
1725

The Past and Present Quiz





PRESENT



Place the letter of the past artifact next to the present artifact used for the same purpose.

PAST



B




D



E



F



G






Identifying Site through Artifacts

The archaeologist uses clues to find out what was going on at a site.

Imagine you are an archaeologist from the future and have discovered a site. The artifacts discovered at the site are pictured below. Look at them carefully. Then, using the objects, fill in the “Site Report” on the next page.



Quiz:


SITE REPORT:

1. Date

2. List the artifacts by name:

3. When might the site have been used?

4. What might have gone on at the site?



What do you need to Start?

Heritage Research
PERMIT

Name _____
Location _____
Type of site _____
Previous experience _____




DATE _____


EXECUTIVE DIRECTOR
NOVA SCOTIA MUSEUM

In Nova Scotia, the law says that you must have a permit (license) to do archaeology. A qualified person may apply for a permit from the province through the Nova Scotia Museum.

Why do these people Need a Permit?



Why do you think an archaeologist needs to be qualified to get a permit?

Imagine...

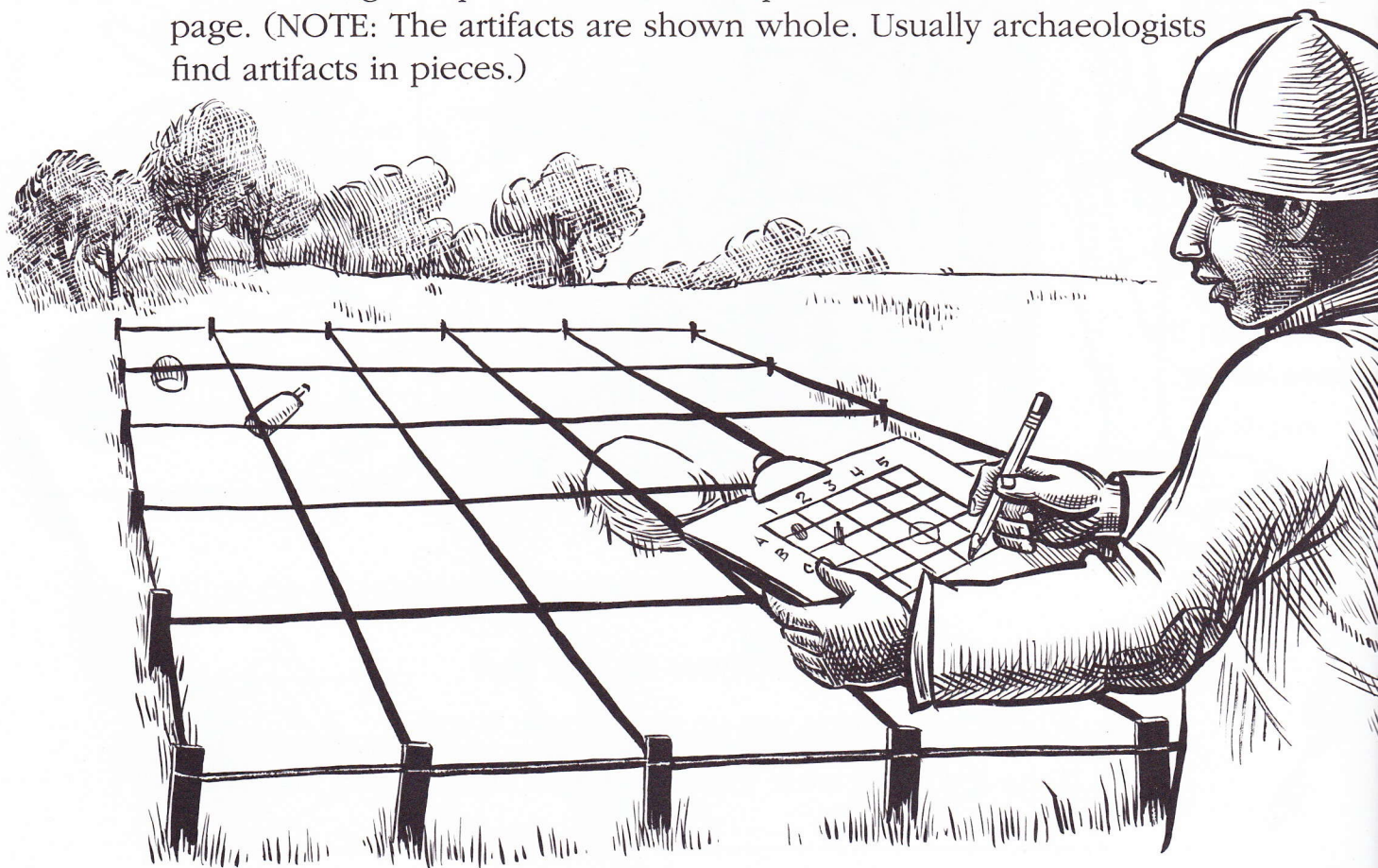
...you are an archaeologist 500 years in the future, and are about to excavate a site here in Nova Scotia. The site has three levels, each with its own story to tell. You must grid each level separately.

When archaeologists grid, they divide the site into squares using string tied to stakes in the ground. Each square is given a letter and number to identify it so that archaeologists can record where evidence is found.

HERE ARE YOUR INSTRUCTIONS!

Imagine the squares on the following three pages are stakes. For string, draw lines connecting the squares. There should be 25 squares on each page; they have been started for you. Place letters and numbers in the rest of the grid squares following the examples given.


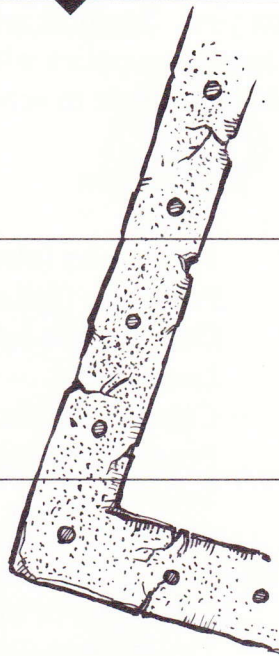








Now you are ready to record what you have found. You will see artifacts in some of the grid squares. Answer the quiz and fill in the record sheet on each page. (NOTE: The artifacts are shown whole. Usually archaeologists find artifacts in pieces.)





Level 1

Grid and label level one. Record the artifacts and grid squares as instructed.

	1	2	3	4	5
A	square 1A	square 2A			
B	 square 1B	square 2B			
C					
D					
E					

QUIZ:

1. From the evidence, what might this site have been?

2. From the evidence, what is the date of this site?

RECORD SHEET:


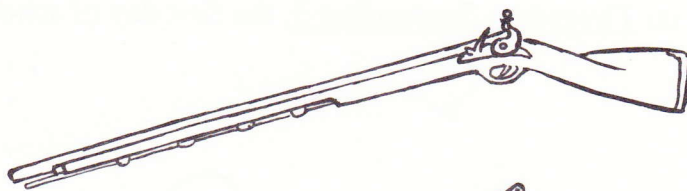


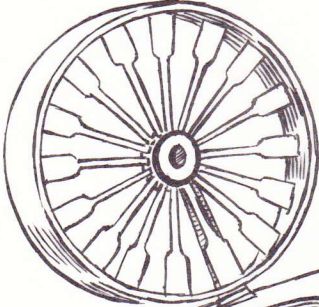
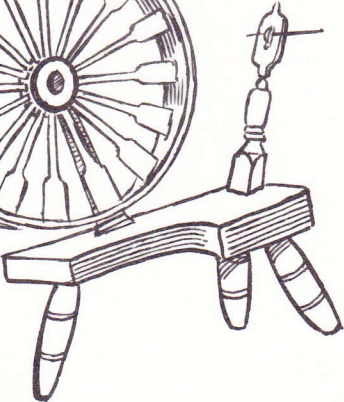





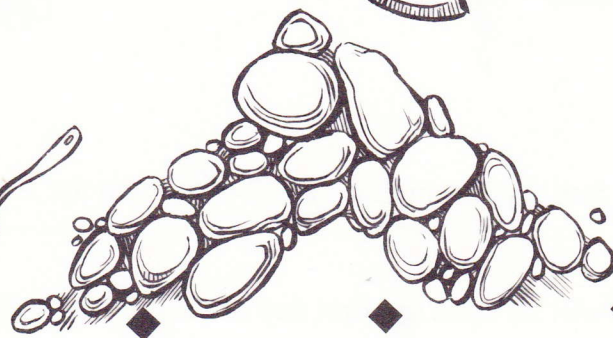
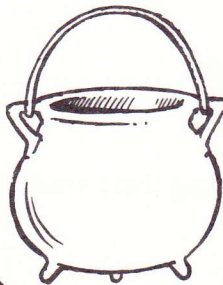
Name the artifact found in square 2C _____

square 3D _____



Level 2

Grid and label level two just as you did level one.
Record the artifacts and grid squares as you did before.

	1	2	3	4	5
A					
B					
C					
D					
E					

QUIZ:

- From the evidence, what might this site have been?
(Hint: see page 30)

- From the evidence, what is the date of this site?










RECORD SHEET:

Name the artifact found in
square 3B _____
square 4E _____



Level 3

Grid and label level three just as you did levels one and two.
Record the artifacts and grid squares as you did before.

	1	2	3	4	5
A					
B					
C					
D					
E					

QUIZ:

- From the evidence, what might this site have been?

- From what time period does this site date?
_____ (Hint: see page 6)

RECORD SHEET:

Name the artifact found in
square 1D _____
square 4C _____

Meet the Crew

People in the crew do a lot of different jobs. Colour the peoples' hats a different colour according to their job.

digging - **red**

recording - **black**

screening - **purple**

measuring - **green**

gridding - **yellow**

washing & sorting - **brown**


moving dirt - **orange**


guiding visitors - **light blue**

supervising - **grey**

photographing - **navy blue**

surveying - **pink**





GRASSY ISLAND

Grassy Island is located in Guysborough County's Canso Harbour. It is a National Historic Site. Archaeologists dug here for five summers between 1978 and 1994. They found evidence of an important cod fishing and trading centre, used by the French in the 1600s, and by the English in the 1700s.

Perishability

Not everything left behind at a site can survive the passage of time. This is because natural forces like wind, rain and chemicals cause things to decay and sometimes disappear altogether. Archaeologists call this perishability. Different objects perish at different rates and in different ways.

Modern-day plastics last a very long time.




Stone, pottery and glass usually survive thousands of years.



Metal is strong, but underground (or in water) it can rust, fall apart and even disappear.



Plants and animals usually rot and are eaten away by insects and other small animals. Bones and teeth usually survive longer than other animal parts.



BAIN

Bain Site, Yarmouth County, is an Archaic Period fishing site. People from the Archaic Period lived here as early as 5000 years ago. They made and used heavy stone wood-working tools like adzes, axes and gouges.

The Case of The Abandoned Kitchen

This is a modern-day kitchen. The family who used the kitchen won a big lottery prize and left suddenly for a one-year cruise around the world.


Colour red those objects which will be completely gone when they return.

Colour blue those objects which will look the same.


Colour green those objects which will have changed in some way.



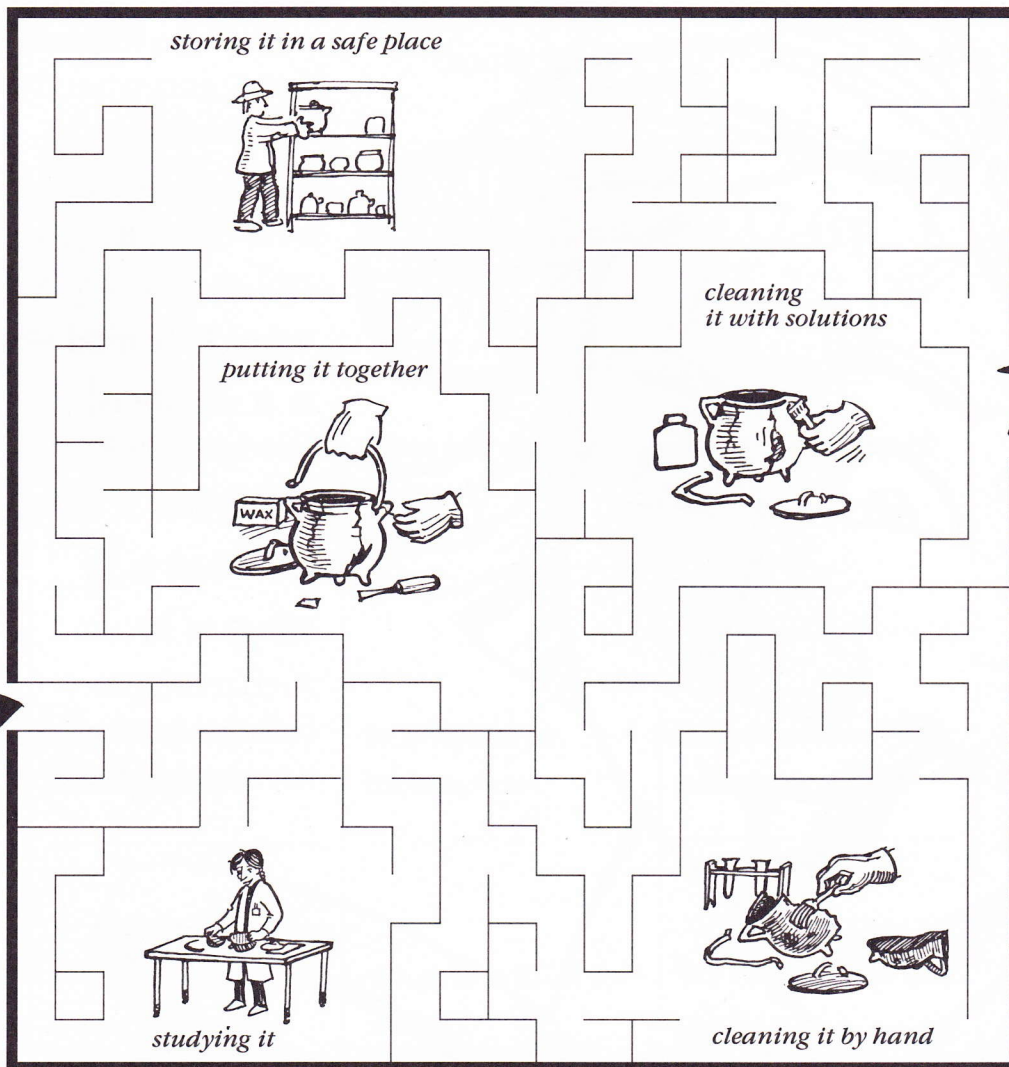
What does CONSE



Draw a line through the maze to find out what happens to the kettle from start to finish.



CONSERVATION Mean?



Many objects removed from the ground are broken and decaying. Conservation stops them from decaying and sometimes makes them look like new again. People who do conservation are called conservators. They use special solutions and tools to clean and protect artifacts. Sometimes they try to put broken pieces together like a jigsaw puzzle even though pieces are often missing.

Artifact Analysis

In order to understand what went on at a site it is important to find out what artifacts are there, and what they were used for.

The archaeologist must look carefully at each artifact and ask:

What is it made of?


Is it whole or incomplete?

What was it used for?

How old is it?

What is it?


Archaeologists call this kind of questioning **analysis**.



What is it?

Circle or write the correct answer to the questions (some have more than one answer).

1.



What is it made of?

glass
plastic
wood

Is it whole or incomplete?

What is it used for?


watering the lawn
scarecrow
lawn ornament

Who used it?

early settlers
Mr. Jones
flamingo hunters

What is it?

2.



What is it made of?

glass
rubber
metal

Is it whole or incomplete?

What is it used for?

walking
riding
flying

Who used it?

sons
daughters
moms/dads

What is it?

3.



What is it made of?

leather
cotton
metal

Is it whole or incomplete?

What is it used for?

cooking
celebrating an event
tablecloth

How old is it?

What is it?

4.



What is it made of?

metal
plastic
birch bark

Is it whole or incomplete?

What is it used for?


cooking
lawn ornament
transportation

Who used it?

The Vikings
The Mi'kmaq
Captain Hook

What is it?

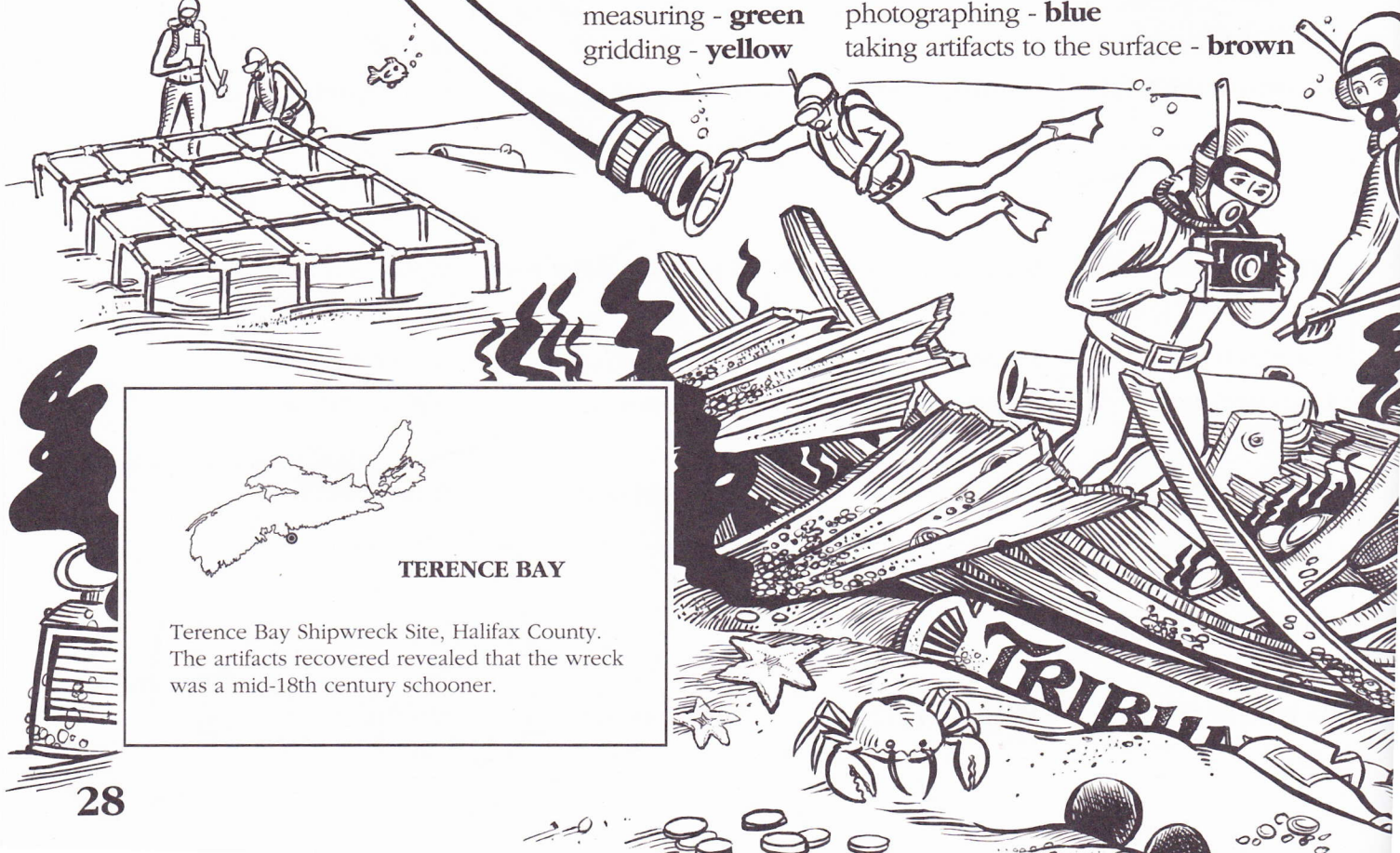
MARINE Archaeology



Archaeology can be done under water, but some of the equipment is different. Archaeologists must be able to breathe and stay warm. They cannot talk to one another, so they must use hand signals and write with special pens and paper. To dig, they use an air lift which works like a vacuum.

People in the crew do a lot of different jobs. Colour the divers' air tanks a different colour according to their job.

recording - **black** digging with an air lift - **red**
measuring - **green** photographing - **blue**
gridding - **yellow** taking artifacts to the surface - **brown**



TERENCE BAY

Terence Bay Shipwreck Site, Halifax County.
The artifacts recovered revealed that the wreck
was a mid-18th century schooner.


Digging is only one small part of archaeology. After the dig, archaeologists try to figure out what went on at a site by looking carefully at all the clues. After any excavation, under water or on land, archaeologists must write a report so that others can learn about what they discovered.

Imagine you are the archaeologist in charge of the marine site on page 28. **Now your job is to write the report:**


REPORT:

1. Name of the site _____
2. Today's date _____
3. Artifacts found on the site _____

4. From the evidence, what might this ship have been used for? _____
5. How old might the site have been? _____



Where do Artifacts Go?



BELLEISLE

Belleisle Site in Annapolis County is where a pre-explusion Acadian community once existed. An excavation uncovered artifacts from the early 1700s and remains of a stone house foundation. The stratigraphy at Belleisle revealed two charcoal levels, indicating there had been two fires at this site.

Once the report is written and conservation is done, the artifacts are stored in a safe place. Some of the artifacts are put on display in museums, parks, libraries and other special places. Here the artifacts and information from the excavation can be shared and enjoyed by everyone.

In the empty case draw and label the artifacts that you would like to see on display from either a prehistoric or a marine site.


TRUE *or* FALSE

TRUE FALSE

- 1. Archaeologists only discover sites by accident.
- 2. Everything used by people is an artifact.
- 3. Archaeologists must look at all the clues to figure out what went on at a site.
- 4. Change in soil colour and texture are clues for the archaeologist.
- 5. Only archaeologists discover sites.
- 6. Prehistoric people had libraries.
- 7. Old maps help to locate historic sites.
- 8. Permits to do archaeology come from the Nova Scotia Museum.
- 9. All archaeologists are men.
- 10. Every archaeological excavation uses the same kind of equipment.
- 11. At a site, the oldest artifacts are usually found at the bottom.
- 12. Grids are evenly-measured squares.
- 13. Everyone on a crew does the same job.
- 14. Stone lasts longer than leather in the ground.
- 15. The archaeologist stops working once the artifacts are dug up.
- 16. Artifacts are always broken.
- 17. Archaeologists can learn about everyday life from artifacts.
- 18. Marine archaeologists dig only for gold coins.
- 19. We all benefit when artifacts are placed on display.
- 20. Archaeology helps us learn about the past.



Crossword Quiz



This puzzle asks questions about everything that was covered in this book.

Clues:



ACROSS


1. Where artifacts go
4. The decay of things in the ground
6. Working archaeologists wear ____ helmets
7. A device used to sift for artifacts
8. The kind of repellent archaeologists use on land
10. A legal requirement
11. The layer where the most recent artifacts are usually found
12. The fixing up of artifacts
14. "One way of studying the past"
16. ____ River is an archaeological site in Nova Scotia
18. A net ____ is used to bring artifacts up from underwater sites
21. One job for the crew
22. Underwater archaeology
23. Asking questions about artifacts
25. An archaeological site found during construction

DOWN

2. Where archaeologists discover clues
3. Face equipment for an underwater archaeologist
5. A digger's tool
6. Before written records
7. Layers of earth
9. An archaeological site in Cape Breton
13. An archaeological site in Nova Scotia
14. Equipment that allows archaeologists to breathe underwater
15. ____ Bay is an underwater site
17. One way sites are found
19. Anything made or used by people
20. An evenly-measured square
24. Something an archaeologist uses to find historic sites

ANSWER PAGE

PAGE 2 Word Search



PAGE 4 Prehistoric Archaeology
Colour in the airplane, erosion and construction.

PAGE 5 Historic Archaeology
Colour in old maps, the airplane, old books, erosion, construction, and old newspapers.

PAGE 6 Match-up Quiz
N. S. woman early 1900s - boot
N. S. boy 1990s - walkman
Mi'kmaq Indian 1500s - arrowhead
N. S. woman 1920s - telephone
Louisbourg man 1725 - coin

PAGE 7 Past and Present
Speed boat matches G
House matches B
Pencil matches C
Lightbulb matches D
Water tap matches A
Automobile matches F
Sneaker matches E

PAGE 9 Site Report
2. Artifacts: tea cup / saucer / spatula / egg timer / stove dial / spoon / pan / penny / knife blade / plastic-bag tag
3. 1990
4. cooking and eating

PAGE 11 Why do these people need a permit?
Answer: Once a site is disturbed by digging, it cannot be put back together, so it must be done right the first time. There is only one chance to record the information. When the first shovelful of dirt is removed, that chance is gone forever.

PAGE 12 Equipment
1. sifting earth
2. carrying artifacts underwater
3. digging
4. sweeping

PAGE 13 Stratigraphy
1. five
2. grandparents
3. baby brother

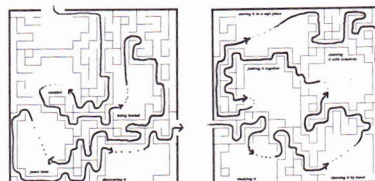
PAGE 15 Level one
Quiz
1. A school
2. 1990s
Record Sheet
2C report card
3D a baseball

PAGE 17 Level two
Quiz
1. An Acadian home
2. 1720
Record Sheet
3B a pipe
4E a cooking pot

PAGE 19 Level three
Quiz
1. A Mi'kmaq village
2. 1500s
Record Sheet
1D a necklace
4C a fish skeleton

PAGE 23
The Case of the Abandoned Kitchen
RED
Water in the sink / in the dog's bowl (McTavish) / in the pitcher
BLUE
stool / sock / toy car / ball / knife / teddy bear / etc...
GREEN
carrots / plants / apple / grapes / ham / bread / the dog's food (Bruno)

PAGE 24/25 What does Conservation Mean?



PAGE 27 What is it?
1. made of plastic whole lawn ornament Mr. Jones
a pink flamingo
2. rubber and metal incomplete riding sons, daughters, moms and dads
bicycle
3. cotton whole celebrating an event
1977 t-shirt
4. birch bark whole transportation
The Mi'kmaq Mi'kmaq canoe

PAGE 29 Marine Archaeology
Name of the site: The Tribune
Artifacts: cannons / cannon balls / the ship's hull / bottles / coins / lantern / pots and pans / a mug
This ship was used for war.
According to the newspapers of the time, the Tribune sank in 1797.

PAGE 31 True or False
1 False 11 True
2 True 12 True
3 True 13 False
4 True 14 True
5 False 15 False
6 False 16 False
7 True 17 True
8 True 18 False
9 False 19 True
10 False 20 True

PAGE 32/33 Crossword Puzzle
ACROSS
1. museum
4. perishability
6. pith
7. screen
8. fly
10. permit
11. top
12. conservation
14. archaeology
16. Bear
18. bag
21. excavation
22. marine
23. analysis
25. Central Trust Tower
DOWN
2. site
3. mask
5. trowel
6. prehistory
7. strata
9. Louisbourg
13. Debert
14. air tanks
15. Terence
17. survey
19. artifact
20. grid
24. map

Discovering Archaeology is an entertaining and informative introduction to the wonderful world of archaeology in our province. Inside you will find illustrated activities that show young Nova Scotians what archaeology is and what archaeologists do. Open the book and let your adventure begin.

